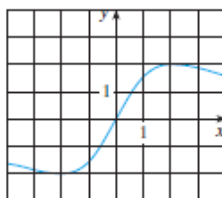


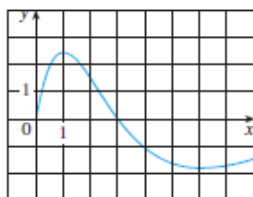
2.2 Exercises

1–2 Use the given graph to estimate the value of each derivative. Then sketch the graph of f' .

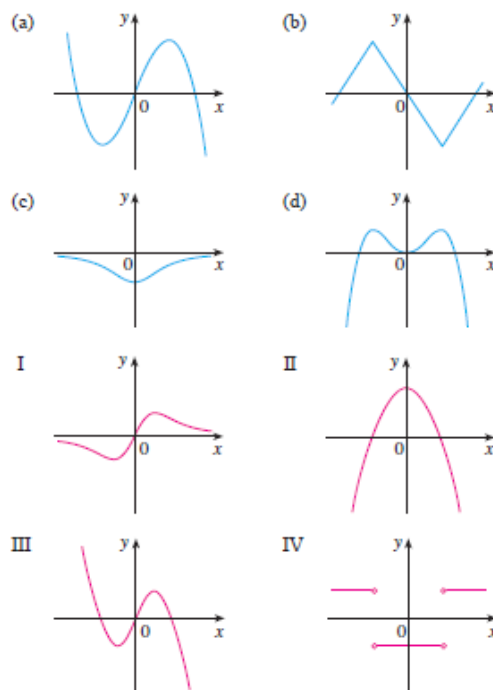
1. (a) $f'(-3)$ (b) $f'(-2)$ (c) $f'(-1)$
 (d) $f'(0)$ (e) $f'(1)$ (f) $f'(2)$
 (g) $f'(3)$



2. (a) $f'(0)$ (b) $f'(1)$ (c) $f'(2)$
 (d) $f'(3)$ (e) $f'(4)$ (f) $f'(5)$
 (g) $f'(6)$ (h) $f'(7)$



3. Match the graph of each function in (a)–(d) with the graph of its derivative in I–IV. Give reasons for your choices.

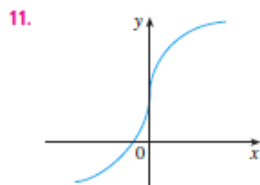
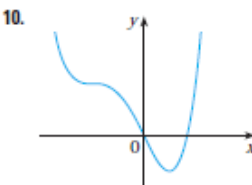
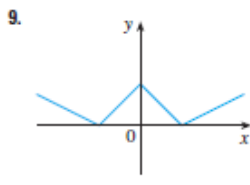
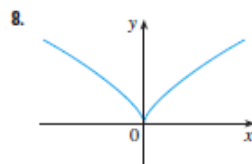
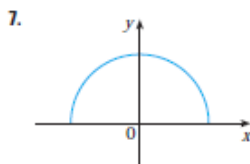
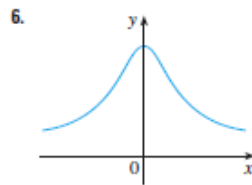
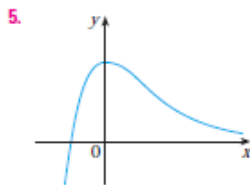
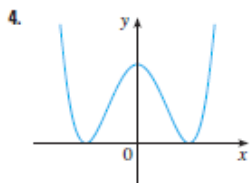


Graphing calculator or computer required

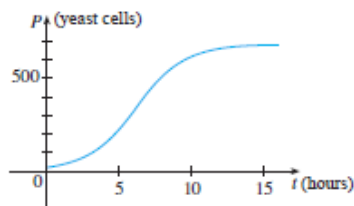
1. Homework Hints available at stewartcalculus.com



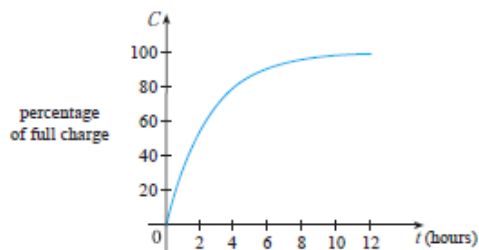
4–11 Trace or copy the graph of the given function f . (Assume that the axes have equal scales.) Then use the method of Example 1 to sketch the graph of f' below it.



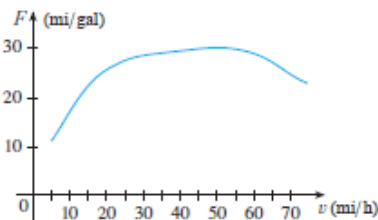
12. Shown is the graph of the population function $P(t)$ for yeast cells in a laboratory culture. Use the method of Example 1 to graph the derivative $P'(t)$. What does the graph of P' tell us about the yeast population?



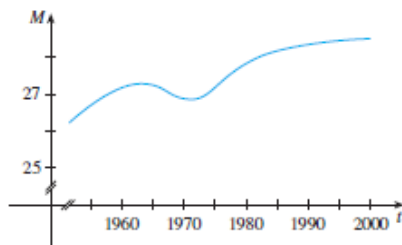
13. A rechargeable battery is plugged into a charger. The graph shows $C(t)$, the percentage of full capacity that the battery reaches as a function of time t elapsed (in hours).
- What is the meaning of the derivative $C'(t)$?
 - Sketch the graph of $C'(t)$. What does the graph tell you?



14. The graph (from the US Department of Energy) shows how driving speed affects gas mileage. Fuel economy F is measured in miles per gallon and speed v is measured in miles per hour.
- What is the meaning of the derivative $F'(v)$?
 - Sketch the graph of $F'(v)$.
 - At what speed should you drive if you want to save on gas?



15. The graph shows how the average age of first marriage of Japanese men varied in the last half of the 20th century. Sketch the graph of the derivative function $M'(t)$. During which years was the derivative negative?



16. Make a careful sketch of the graph of the sine function and below it sketch the graph of its derivative in the same manner as in Exercises 4–11. Can you guess what the derivative of the sine function is from its graph?

17. Let $f(x) = x^2$.
- Estimate the values of $f'(0)$, $f'(\frac{1}{2})$, $f'(1)$, and $f'(2)$ by using a graphing device to zoom in on the graph of f .
 - Use symmetry to deduce the values of $f'(-\frac{1}{2})$, $f'(-1)$, and $f'(-2)$.
 - Use the results from parts (a) and (b) to guess a formula for $f'(x)$.
 - Use the definition of derivative to prove that your guess in part (c) is correct.
18. Let $f(x) = x^3$.
- Estimate the values of $f'(0)$, $f'(\frac{1}{2})$, $f'(1)$, $f'(2)$, and $f'(3)$ by using a graphing device to zoom in on the graph of f .
 - Use symmetry to deduce the values of $f'(-\frac{1}{2})$, $f'(-1)$, $f'(-2)$, and $f'(-3)$.
 - Use the values from parts (a) and (b) to graph f' .
 - Guess a formula for $f'(x)$.
 - Use the definition of derivative to prove that your guess in part (d) is correct.

19–29 Find the derivative of the function using the definition of derivative. State the domain of the function and the domain of its derivative.

19. $f(x) = \frac{1}{2}x - \frac{1}{3}$ 20. $f(x) = mx + b$
21. $f(t) = 5t - 9t^2$ 22. $f(x) = 1.5x^2 - x + 3.7$
23. $f(x) = x^2 - 2x^3$ 24. $g(t) = \frac{1}{\sqrt{t}}$
25. $g(x) = \sqrt{9 - x}$ 26. $f(x) = \frac{x^2 - 1}{2x - 3}$
27. $G(t) = \frac{1 - 2t}{3 + t}$ 28. $f(x) = x^{3/2}$
29. $f(x) = x^4$

30. (a) Sketch the graph of $f(x) = \sqrt{6 - x}$ by starting with the graph of $y = \sqrt{x}$ and using the transformations of Section 1.3.
 (b) Use the graph from part (a) to sketch the graph of f' .
 (c) Use the definition of a derivative to find $f'(x)$. What are the domains of f and f' ?
 (d) Use a graphing device to graph f' and compare with your sketch in part (b).
31. (a) If $f(x) = x^4 + 2x$, find $f'(x)$.
 (b) Check to see that your answer to part (a) is reasonable by comparing the graphs of f and f' .
32. (a) If $f(x) = x + 1/x$, find $f'(x)$.
 (b) Check to see that your answer to part (a) is reasonable by comparing the graphs of f and f' .

33. The unemployment rate $U(t)$ varies with time. The table (from the Bureau of Labor Statistics) gives the percentage of unemployed in the US labor force from 1999 to 2008.

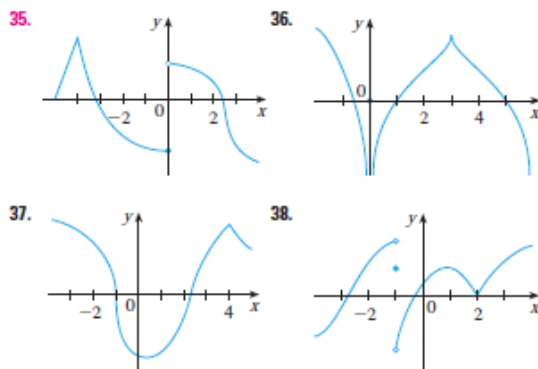
t	$U(t)$	t	$U(t)$
1999	4.2	2004	5.5
2000	4.0	2005	5.1
2001	4.7	2006	4.6
2002	5.8	2007	4.6
2003	6.0	2008	5.8

- What is the meaning of $U'(t)$? What are its units?
 - Construct a table of estimated values for $U'(t)$.
34. Let $P(t)$ be the percentage of Americans under the age of 18 at time t . The table gives values of this function in census years from 1950 to 2000.

t	$P(t)$	t	$P(t)$
1950	31.1	1980	28.0
1960	35.7	1990	25.7
1970	34.0	2000	25.7

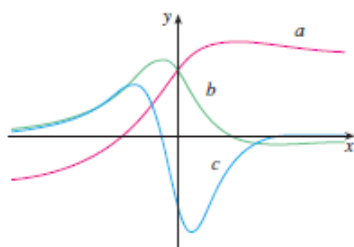
- What is the meaning of $P'(t)$? What are its units?
- Construct a table of estimated values for $P'(t)$.
- Graph P and P' .
- How would it be possible to get more accurate values for $P'(t)$?

35–38 The graph of f is given. State, with reasons, the numbers at which f is not differentiable.

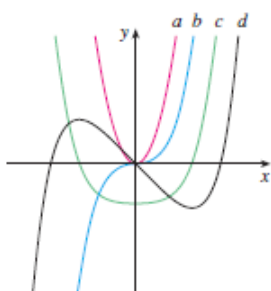


39. Graph the function $f(x) = x + \sqrt{|x|}$. Zoom in repeatedly, first toward the point $(-1, 0)$ and then toward the origin. What is different about the behavior of f in the vicinity of these two points? What do you conclude about the differentiability of f ?
40. Zoom in toward the points $(1, 0)$, $(0, 1)$, and $(-1, 0)$ on the graph of the function $g(x) = (x^2 - 1)^{2/3}$. What do you notice? Account for what you see in terms of the differentiability of g .

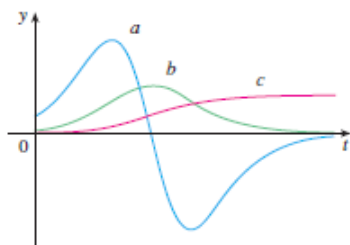
41. The figure shows the graphs of f , f' , and f'' . Identify each curve, and explain your choices.



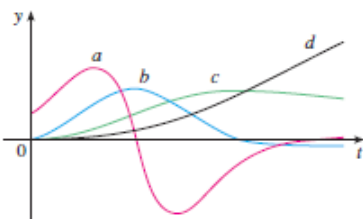
42. The figure shows graphs of f , f' , f'' , and f''' . Identify each curve, and explain your choices.



43. The figure shows the graphs of three functions. One is the position function of a car, one is the velocity of the car, and one is its acceleration. Identify each curve, and explain your choices.



44. The figure shows the graphs of four functions. One is the position function of a car, one is the velocity of the car, one is its acceleration, and one is its jerk. Identify each curve, and explain your choices.



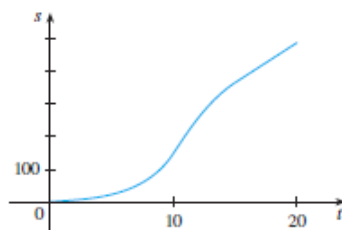
- 45–46 Use the definition of a derivative to find $f'(x)$ and $f''(x)$. Then graph f , f' , and f'' on a common screen and check to see if your answers are reasonable.

45. $f(x) = 3x^2 + 2x + 1$

46. $f(x) = x^3 - 3x$

47. If $f(x) = 2x^2 - x^3$, find $f'(x)$, $f''(x)$, $f'''(x)$, and $f^{(4)}(x)$. Graph f , f' , f'' , and f''' on a common screen. Are the graphs consistent with the geometric interpretations of these derivatives?

48. (a) The graph of a position function of a car is shown, where s is measured in feet and t in seconds. Use it to graph the velocity and acceleration of the car. What is the acceleration at $t = 10$ seconds?



- (b) Use the acceleration curve from part (a) to estimate the jerk at $t = 10$ seconds. What are the units for jerk?

49. Let $f(x) = \sqrt[3]{x}$.
 (a) If $a \neq 0$, use Equation 2.1.5 to find $f'(a)$.
 (b) Show that $f'(0)$ does not exist.
 (c) Show that $y = \sqrt[3]{x}$ has a vertical tangent line at $(0, 0)$. (Recall the shape of the graph of f . See Figure 13 in Section 1.2.)

50. (a) If $g(x) = x^{2/3}$, show that $g'(0)$ does not exist.
 (b) If $a \neq 0$, find $g'(a)$.
 (c) Show that $y = x^{2/3}$ has a vertical tangent line at $(0, 0)$.
 (d) Illustrate part (c) by graphing $y = x^{2/3}$.

51. Show that the function $f(x) = |x - 6|$ is not differentiable at 6. Find a formula for f' and sketch its graph.

52. Where is the greatest integer function $f(x) = \llbracket x \rrbracket$ not differentiable? Find a formula for f' and sketch its graph.

53. (a) Sketch the graph of the function $f(x) = x|x|$.
 (b) For what values of x is f differentiable?
 (c) Find a formula for f' .

54. The left-hand and right-hand derivatives of f at a are defined by

$$f'_-(a) = \lim_{h \rightarrow 0^-} \frac{f(a+h) - f(a)}{h}$$

and
$$f'_+(a) = \lim_{h \rightarrow 0^+} \frac{f(a+h) - f(a)}{h}$$

if these limits exist. Then $f'(a)$ exists if and only if these one-sided derivatives exist and are equal.

- (a) Find $f'_-(4)$ and $f'_+(4)$ for the function

$$f(x) = \begin{cases} 0 & \text{if } x \leq 0 \\ 5 - x & \text{if } 0 < x < 4 \\ \frac{1}{5 - x} & \text{if } x \geq 4 \end{cases}$$

- (b) Sketch the graph of f .

- (c) Where is f discontinuous?
(d) Where is f not differentiable?

55. Recall that a function f is called *even* if $f(-x) = f(x)$ for all x in its domain and *odd* if $f(-x) = -f(x)$ for all such x . Prove each of the following.
- (a) The derivative of an even function is an odd function.
(b) The derivative of an odd function is an even function.
56. When you turn on a hot-water faucet, the temperature T of the water depends on how long the water has been running.
- (a) Sketch a possible graph of T as a function of the time t that has elapsed since the faucet was turned on.
(b) Describe how the rate of change of T with respect to t varies as t increases.
(c) Sketch a graph of the derivative of T .
57. Let ℓ be the tangent line to the parabola $y = x^2$ at the point $(1, 1)$. The *angle of inclination* of ℓ is the angle ϕ that ℓ makes with the positive direction of the x -axis. Calculate ϕ correct to the nearest degree.